

Veterinary Workforce Shortages

Key Facts

UK Practising Veterinary Surgeons

- **Total numbers¹**

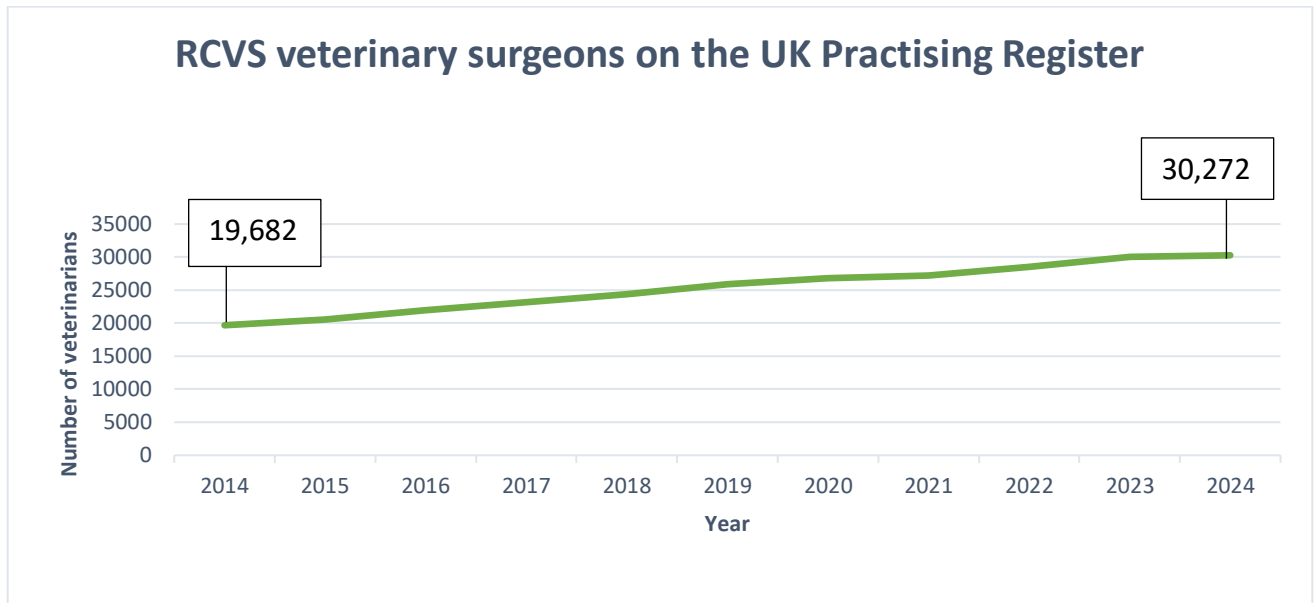


Figure 1: Total RCVS veterinary surgeons on the UK Practising Register

- **Feminisation²**

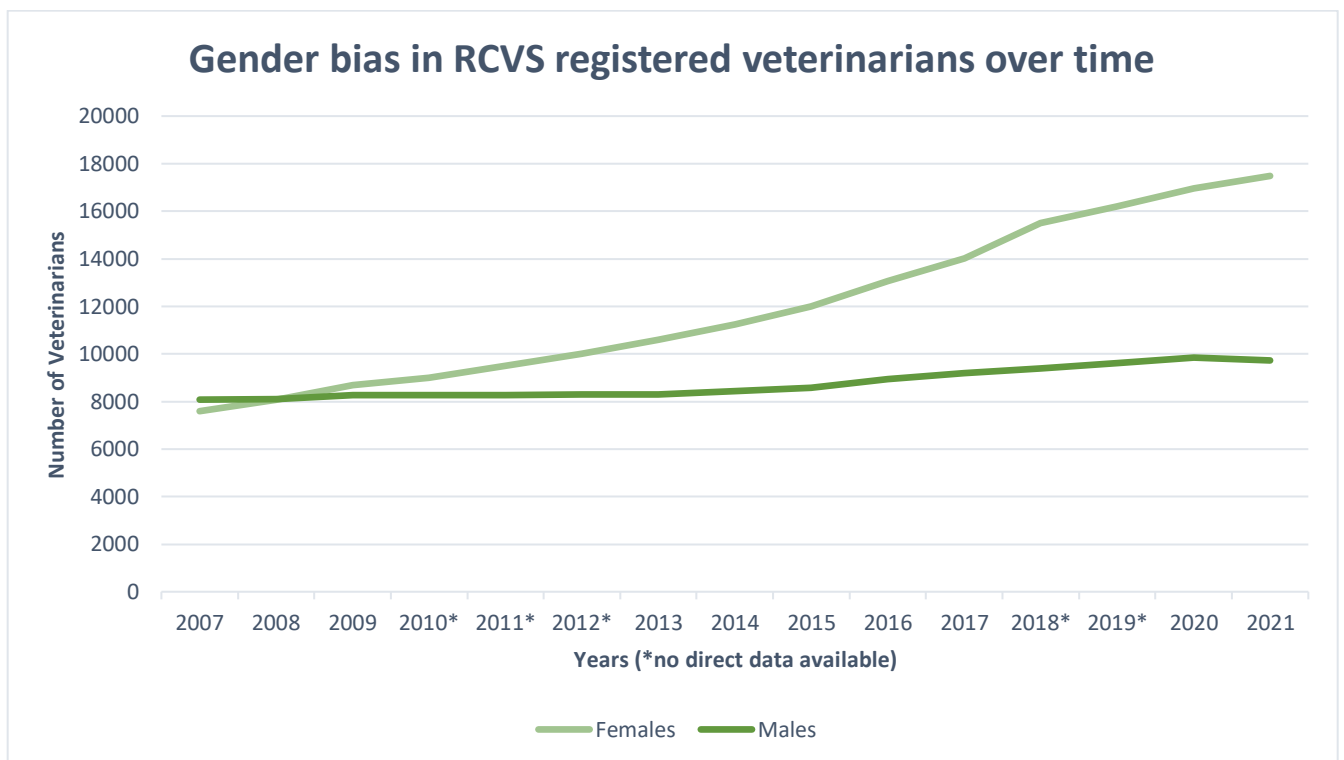


Figure 2: Number of female and male veterinarians on the RCVS UK Practising Register

¹ RCVS Workforce Action Plan 2022

² RCVS facts data

Veterinary Education

- **Number of UK veterinary schools²;**
 - 12 schools currently accepting students (approx. UK student places 1,700 total)
 - 8 schools currently producing graduates:
 - 6 are American Veterinary Medical Association accredited and at least another one in the process.

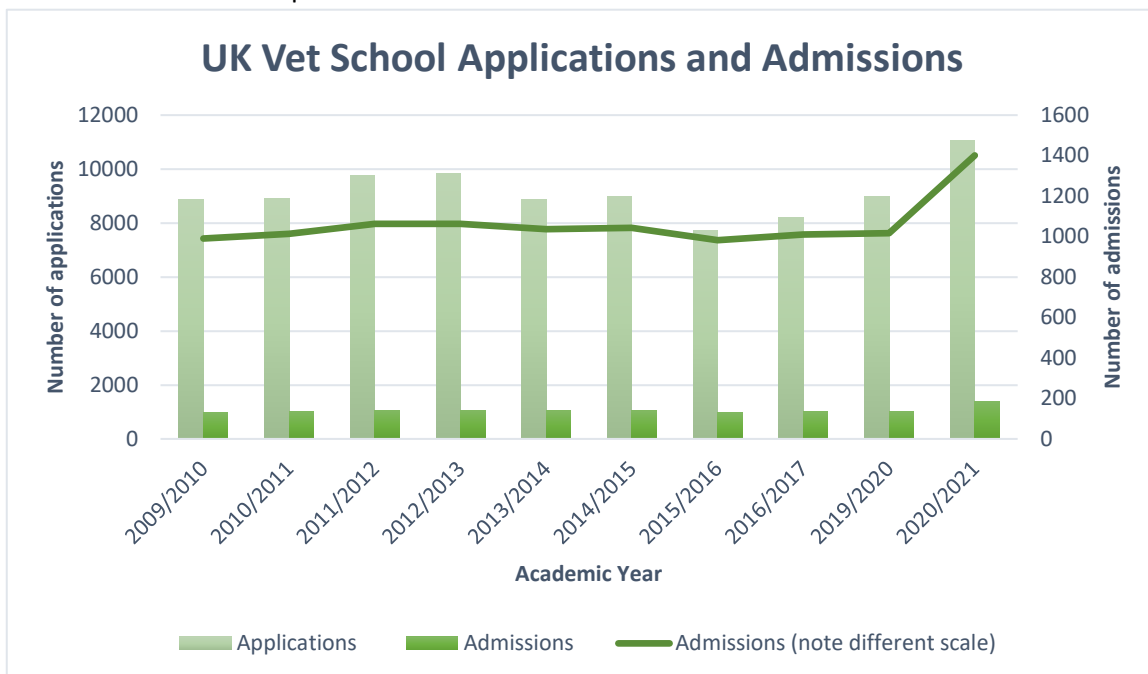


Figure 3: Total UK vet school applications and admissions 2009-2020

Notes:

The number of applicants is roughly the number of applications divided by 4 (students are allowed to make 4 university choices for veterinary medicine per UCAS application).
 University of Surrey only included in data from 2019 (when they started producing graduates) onwards.
 University of Nottingham now has two cohorts (April and September) which have been combined for the 2020/2021 data.

UK net gain of vets joining the UK Practising Register 2014-2021¹

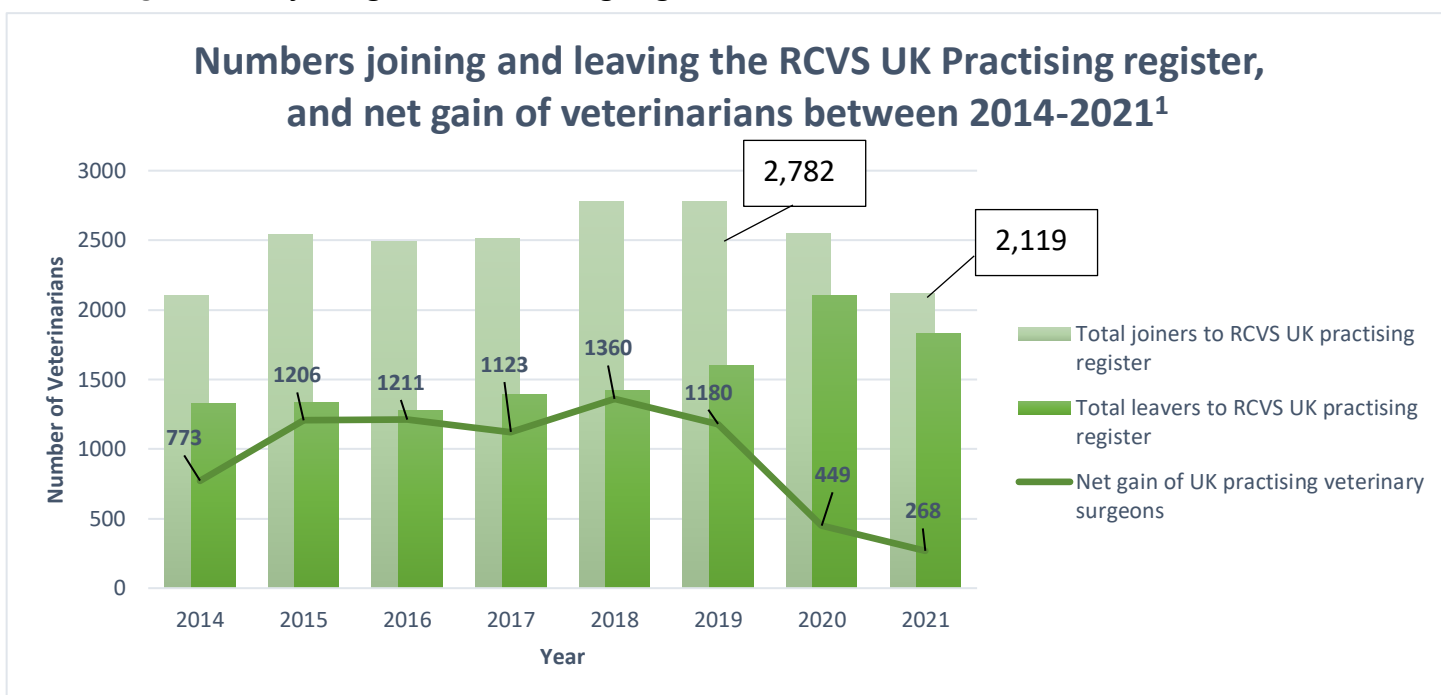


Figure 4: Number of vets leaving and joining the RCVS UK Practising Register with a total net gain of vets between 2014-2021

Leavers of the Profession

- **Age of leavers (2021 data)¹:**
 - 45% had been in the profession <4 years.
 - 21% of these had been in the profession <1 year.
 - 37% had been in the profession >10 years.
 - 23% of these had been in the profession >20 years.
- **EU and overseas vets²:**

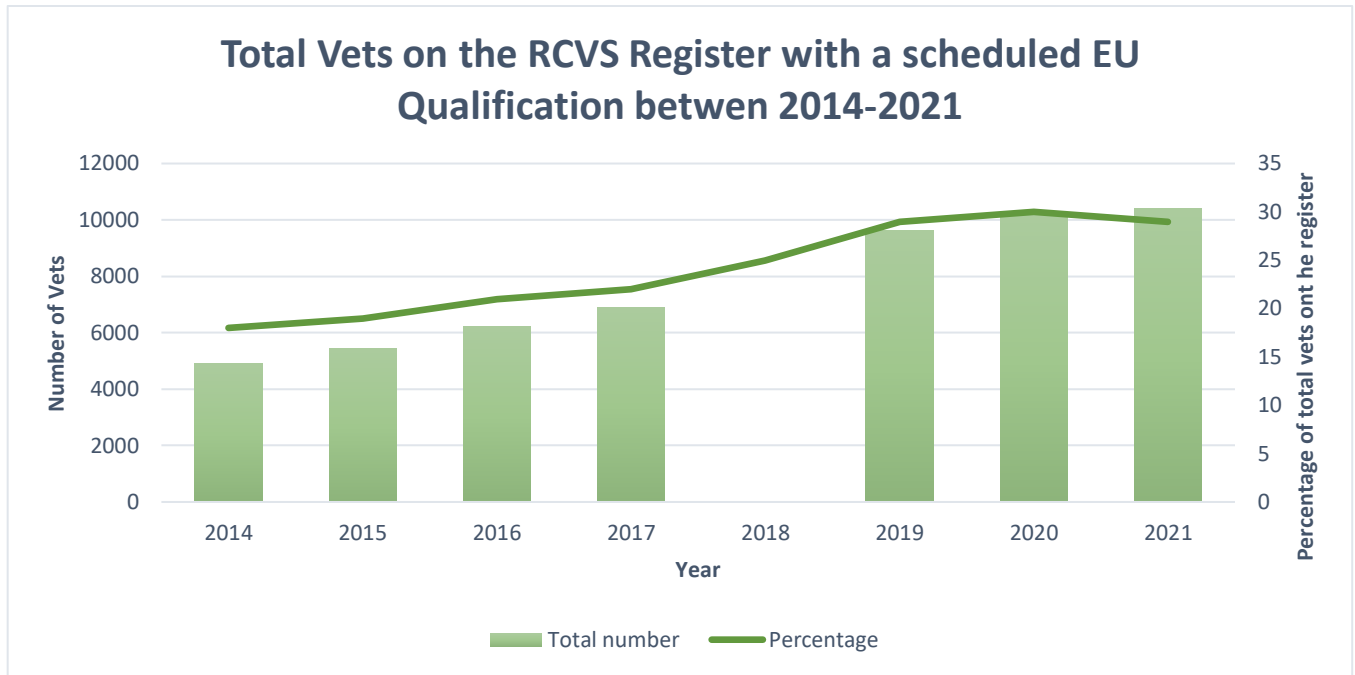


Figure 5: Total number of RCVS Registered vets with a scheduled EU qualification

Note – no data exists for 2018 – a line of best fit was used for the percentage EU qualification data point for 2018..

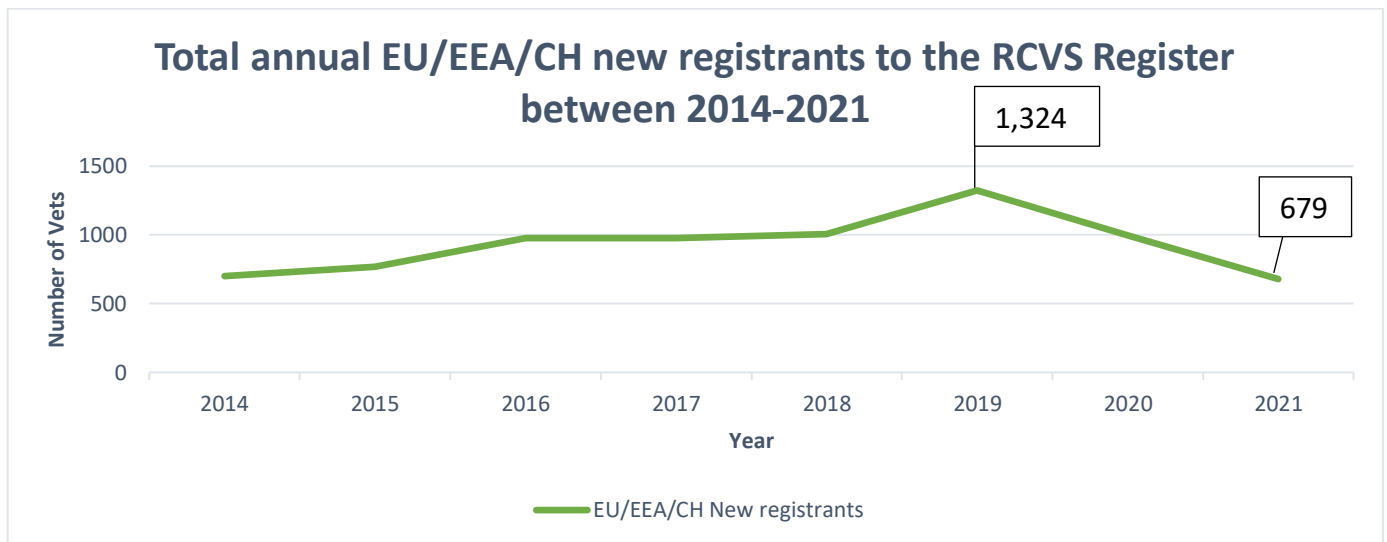


Figure 6: Total number of new registrations to the RCVS register with an EU/EEA/CH region of qualification

- EU qualified leavers¹:
 - 2012 – 30%
 - 2021 – 46%
- Public health - 99% of Official Veterinarians working in UK abattoirs graduated overseas³:
 - 33% attrition rate in 2023 compared to 2022.

³ FSA Workforce Shortage Brief 2024

Increased Non-EU overseas students in UK universities:

- **Non-EU Overseas admissions and graduates to UK schools²**

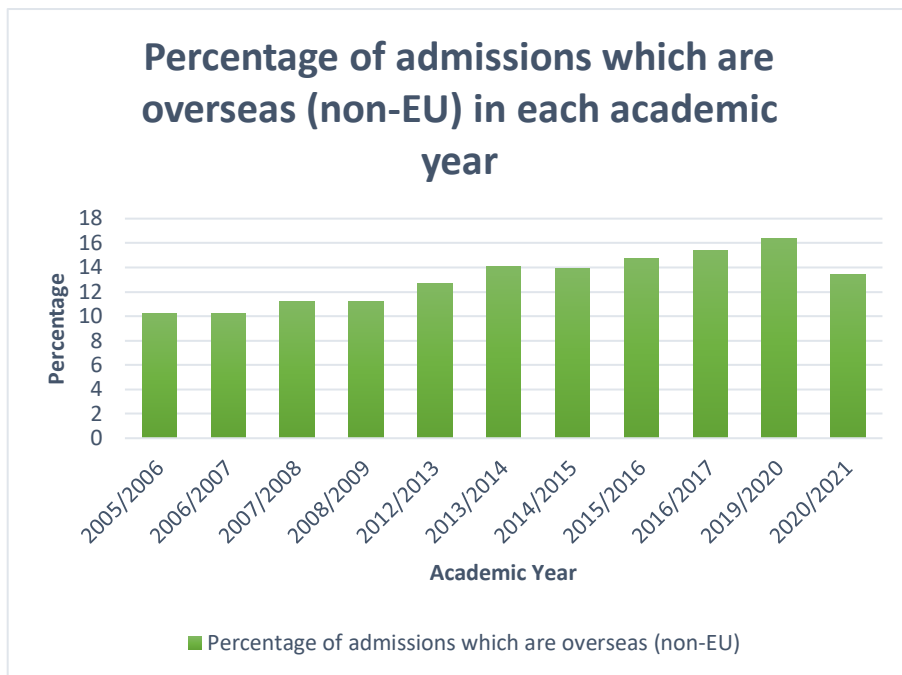


Figure 8: Percentage of undergraduates admitted whose home region is overseas (non-EU) each academic year

Note – no data for 09/10, 10/11, 11/12, 17/18 and 18/19 academic years

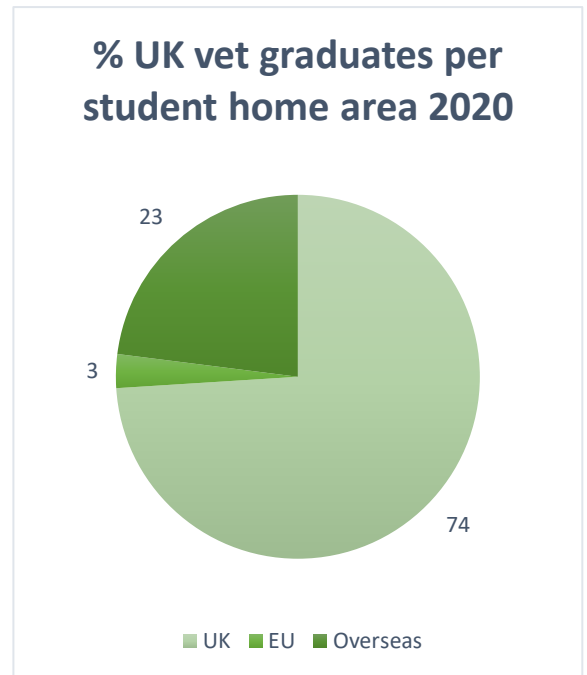


Figure 7: Percentage of UK veterinary graduates based on the student home area in 2020

- **Cost of a veterinary degree**
 - Cost to universities in providing the veterinary programme = average cost of a vet degree £27-£32,000
 - What universities receive:
 - UK student = Tuition fee £9,250 + Government grant £10,580 → approx. £20,000
 - Overseas student (unregulated fee) = £35-£45,000

Veterinary Pressure

- **UK Pet (dog and cat) population increase:**
 - 2018 – 18 million
 - 2023 – 22 million
- **Post-Brexit Export Health Certificate increase:**
 - 2020 – 22,990
 - 2023 – 316,475

Summary – a perfect storm?

- EU graduates are no longer coming to the UK to work.
- EU graduates currently working in the UK are leaving in higher numbers.
- UK graduates leaving when recently qualified, and possibly in high numbers, although the data is limited in this area.
- 26% of UK vet school graduates are overseas students, who are less likely to stay and work in the UK.
- Increased demands for veterinary services post Brexit and COVID-19 pandemic.